

2010 Porsche Boxster - North America

NO LOGO
AVAILABLE

Remote Start, Security, Keyless Entry, Accessories

Item	Wire Color	Polarity	Wire Location
12 Volts	red/blue (80A)	+	ignition relay above driver kick
Starter	red/gray or yellow (for starter kill only)	+	starter relay above driver kick
Ignition	black (for ignition sense only)	+	ignition relay above driver kick
Accessory	black/gray (for accessory sense only)	+	heater relay above driver kick
CAN Bus High	yellow	data	VESCM, relay box under driver dash, 42 pin plug (A), pin 37
CAN Bus Low	black	data	VESCM, relay box under driver dash, 42 pin plug (A), pin 38
Power Lock	black/white (central lock switch)	-	Rear Control Unit under driver seat, 23 pin plug (A), 12
Power Unlock	(same as power lock)	-	
Lock Motor	brown/red	5 wire	Driver Door Control Unit, 20 pin plug, pin 2
Driver Unlock Motor	black/red	5 wire	Driver Door Control Unit, 20 pin plug, pin 1
Passenger Unlock Motor	black/red	5 wire	Passenger Door Control Unit, 20 pin plug, pin 1
Factory Alarm Arm	brown/black (driver door key lock)	-	Driver Door Control Unit, 20 pin plug, pin 15
Factory Alarm Disarm	(same as factory alarm arm)	- 250 ohms	
Disarm No Unlock	(transponder and ignition)		
Parking Lights (+)	gray	+	sw or Frnt End Ctrl Unit in R side of front trunk, 42 pin plug (A), pin 29
Hazards	black/orange	-	sw or Frnt End Ctrl Unit in R side of front trunk, 42 pin plug (A), pin 28
Turn Signal (Left)	black/white (F); black/white (R)	+	Front End Control Unit, 42 pin plug (B), pin 34; 42 pin plug (A), pin 11
Turn Signal (Right)	black/green (F); black/green (R)	+	Front End Control Unit, 42 pin plug (B), pin 21; 42 pin plug (A), pin 42
Headlight	red	+	sw or Frnt End Ctrl Unit in R side of front trunk, 42 pin plug (A), pin 38
AutoLights	yellow/red (interrupt to turn off autolights)	+	headlight switch or VESCM, 42 pin plug (A), pin 33
Reverse Light	black/blue	+	Rear Control Unit under driver seat, 23 pin plug (A), pin 22
Left Front Door Trigger	green/black	-	Driver Door Control Unit, 20 pin plug, pin 13
Right Front Door Trigger	green/black	-	Passenger Door Control Unit, 20 pin plug, pin 13
Dome Light	brown/violet	-	VESCM, relay box under driver dash, 42 pin plug (A), pin 35
Trunk/Hatch Pin	brown/white	-	Rear Control Unit under driver seat, 23 pin plug (A), pin 5
Hood Pin	yellow/white	-	Front End Control Unit in R side of front trunk, 42 pin plug (B), pin 19
Trunk/Hatch Release	white/red (front); red/black (rear)	-	sw or VESCM, relay box under driv dash, 42 pin plug (A), pins 12, 13
Trunk Release Motor	blue (rear)	5 wire	Rear Control Unit under driver seat, 23 pin plug (A), pin 19
Fuel Door Release	blue	5 wire	VESCM, relay box under driver dash, 42 pin plug (A), pin 25
Tachometer	bn/gn, bn/gy, bn/ye, bn/bu, bn/rd, or bn/bk (2.9L)	ac	ECM in left side of rear trnk, 52 pin plug (C), pin 2, 15, 27, 28, 40, 41
Clutch Pedal	yellow/violet or black	-	clutch switch, 2 pin plug, pin A
Fuel Pump	green/black	+	fuel pump relay above driver kick
Rear Defroster	brown/red	+ latched	VESCM, relay box under driver dash, 42 pin plug (B), pin 10
Mirror Defroster	white/green	5 wire	Driver and Passenger Door Control Unit, 12 pin plug, pin 7
Left Front Heated Seat	red/brown	5 wire	VESCM, relay box under driver dash, 42 pin plug (B), pin 25
Right Front Heated Seat	red/brown	5 wire	VESCM, relay box under driver dash, 42 pin plug (A), pin 1
Speed Sense	white/brown	ac	Front End Control Unit in R side of front trunk, 42 pin plug (A), pin 37


Brake Wire	black/yellow (functions with ignition on only)	+	brake switch or Rear Control Unit under dr seat, 23 pin plg (A), pin 6
Parking Brake	yellow	-	parking brake switch, 2 pin plug, pin 1
Horn Trigger	black/yellow (L); black/orange (H)	+	Front End Control Unit in R side of frnt trunk, 42 pin plg (B), pins 22, 1
Wipers	black/orange (L); black (H)	+	VESCM, relay box under driver dash, 42 pin plug (B), pins 1, 4
Left Front Window (Up/Down)	(use factory alarm arm/disarm)		
Right Front Window (Up/Down)	(see left front window)		
Sun Roof (Open/Close)	green/brown (functions with ignition on only)	- resistor	convertible top switch, 7 pin plug, pin 4
Memory Seat 1	blue/black	- resistor	Driver Door Control Unit, 28 pin plug, pin 27
Memory Seat 2	(same as memory seat 1)	- resistor	

Audio			
Item	Wire Color	Polarity	Wire Location
Radio 12V	red/brown	+	radio, 16 pin plug (A), pin 15
Radio Ground	brown	-	radio, 16 pin plug (A), pin 12
Radio Ignition	(CAN bus)		
Radio Illumination	(CAN bus)		
Factory Amp Turn-on	white/red (base amp); MOST bus (BOSE amp)	+	radio, 12 pin plug (C), pin 4
Power Antenna	white	+	radio, 16 pin plug (A), pin 14
Left Front Speaker (+/-)	white - white/black	+,-	radio, 8 pin plug (B), pins 3 - 7
Right Front Speaker (+/-)	gray - gray/black	+,-	radio, 8 pin plug (B), pins 2 - 6
Left Rear Speaker (+/-)	green - green/black	+,-	radio, 8 pin plug (B), pins 4 - 8
Right Rear Speaker (+/-)	violet - violet/black	+,-	radio, 8 pin plug (B), pins 1 - 5
Center Channel (+/-)	blue - blue/black	+,-	amp, 20 pin plg, pins 4-14 (base); 32 pin plug, pins 8 - 20 (BOSE)
Subwoofer (+/-)	orange - org/brn (preamp); wht/yel (turn-on)(BOSE)	+,-; +	amplifier under passenger seat, 32 pin plug, pins 10 - 22; pin 23
Aux. Audio Input Left (+/-)	pink - orange	+,-	radio, 12 pin plug (D), pins 2 - 8
Aux. Audio Input Right (+/-)	green - orange	+,-	radio, 12 pin plug (D), pins 7 - 8


What Fits

Item	Size	Depth	Location
Headunit	irregular		center of dash
Left Front Speaker	8.0		left front door
Left Front Tweeter	1.0 (tweeter), 3.25 (midrange)		left front dash (tweeter), door (midrange)
Right Front Speaker	8.0		right front door
Right Front Tweeter	1.0 (tweeter), 3.25 (midrange)		right front dash (tweeter), door (midrange)
Left Rear Speaker	2.5		behind seats in enclosure
Right Rear Speaker	2.5		behind seats in enclosure
Center Channel	2.75		top center of dash
Subwoofer	5.25		behind seats in enclosure
Satellite Radio Tuner	(built into radio)		


Wiring Photo and Notes: Trunk Release Motor

Notes:	
	The front trunk release motor is brown/black (5 wire) at the Front End Control Unit in R side of front trunk, 42 pin plug (B), pin 36.


Wiring Photo and Notes: Tachometer

Notes:	
	On 3.4L models, the fuel injectors are brown/blue, brown/red, gray/brown, brown/yellow, green/yellow, or blue/brown at the ECM in left side of rear trunk, 96 pin plug (B), pin 49, 73, 51, 50, 74, or 52.


Wiring Photo and Notes: Left Front Speaker (+/-)

	Notes:
	On models with amplifier, the low range wires are white/red - white/brown at the amplifier under passenger seat, 20 pin plug, pins 5 - 15 (base amp), or 32 pin plug, pins 3 - 15 (BOSE amp). The high range wires are white - white/black at the amplifier, 20 pin plug, pins 12 - 2 (base amp), or 32 pin plug, pins 7 - 19 (BOSE amp).

Wiring Photo and Notes: Right Front Speaker (+/-)

	Notes:
	On models with amplifier, the low range wires are gray/red - gray/brown at the amplifier under passenger seat, 20 pin plug, pins 10 - 20 (base amp), or 32 pin plug, pins 5 - 17 (BOSE amp). The high range wires are gray - gray/black at the amplifier, 20 pin plug, pins 13 - 3 (base amp), or 32 pin plug, pins 18 - 6 (BOSE amp).

Wiring Photo and Notes: Left Rear Speaker (+/-)

	Notes:
	On models with amplifier, the speaker wires are green - green/black at the amplifier under passenger seat, 20 pin plug, pins 6 - 16 (base amp), or 32 pin plug, pins 12 - 11 (BOSE amp).

There is currently
no photo for this item.

Wiring Photo and Notes: Right Rear Speaker (+/-)

There is currently
no photo for this item.

Notes:

On models with amplifier, the speaker wires are purple - purple/black at the amplifier under passenger seat, 20 pin plug, pins 17 - 7 (base amp), or 32 pin plug, pins 13 - 14 (BOSE amp).



© 2017 Directed. All rights reserved.
DirectWire and its vehicle information are for the sole use of authorized Directed personnel and it's participating dealers and distributors. The information contained on these pages may contain confidential and privileged information. Any unauthorized review, use, disclosure or distribution is prohibited.